

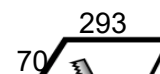
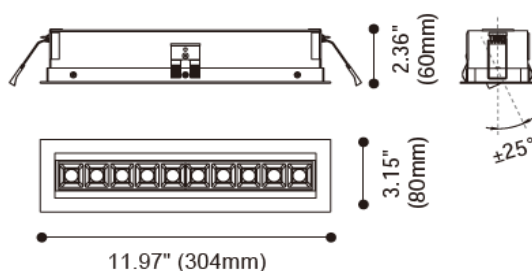


KANO-II-10-TA



Product specification

INTERIOR COMBO LIGHTS



Technical Specification

Article number	1914.413-10
LED Consumption	22W
Fixture Consumption	-
Current / Voltage	700mA / -
CRI	90+
CCT	3000K
LED Lumen ^{*1}	-
Delivered Lumen	1540lm
Beam Angle available	15°/30°/40° (Reflector)

Driver Technical Specification (Remoted)

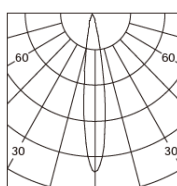
Driver Brand	-	Driver Model	-
Input voltage / Frequency range	-	Output Current / Voltage	-
Dimming / Flicker	-	Certification	-
Power Factor	-	Warranty	-

Technical character

Products Standard	IEC 60598-1	Luminaire	extruded aluminum
	IEC 62031	Trim	steel
Insulation	CLASS II	Optics	plastic-PC
Protection	IP20	Heat sink	extruded aluminum
Tilt / Rotate	0~25° / None	Fixture color available	white / black
Operating temperature	0~35°C	Baffle	PC
Average Failure Time	L70(6k) >36000 (h)	Baffle Color available	black
		Custom baffle colour	White/Gold/Chrome/Rosegold

Accessories

Photometric



h(m)	D(m)	E(lx)
15°		
1.0	0.26	13320
2.0	0.53	3330
3.0	0.80	1480
4.0	1.07	832
5.0	1.34	532

Remarks



*1. LUMEN : for LED chip test result based on Tc=85°C. This is the ideal (Maximum) lumen. This lumen information is from the LED supplier.